

Defeating Macroevolution

Presented by Eric Douma

A Brief History of Evolution

- Ancient Greek philosopher Anaxiamander (611-547 B.C.)
- Aristotle (384-322 B.C.) developed his *Scala Naturae*, or Ladder of Life.
- Roman philosopher Lucretius (99-55 B.C.) coined the concept that all living things were related and that they had changed over time.
- Erasmus Darwin (1731-1802) grandfather of Charles Darwin British physician believed life changed over time.
- Charles Darwin (1809-1882) was a former divinity and medical student. HMS Beagle (1831-1836) Darwin writes hypothesis:
 1. Adaptation: All animals adapt to their environment.
 2. Variation: All organisms are variable in their traits.
 3. Over reproduction: All organisms will produce beyond their environment's carrying capacity.
 4. Natural Selection: Some organisms survive and reproduce better than others.

Darwin In His Own Words

(Introduction to: *Origen of Species*)

- In considering the Origin of Species, it is quite conceivable that a naturalist, reflecting on the mutual affinities of organic beings, on their embryological relations, their geographical distribution, geological succession, and other such facts, might come to the conclusion that each species had not been independently created, but had descended, like varieties, from other species. Nevertheless, such a conclusion, even if well founded, would be unsatisfactory, until it could be shown how the innumerable species inhabiting this world have been modified so as to acquire that perfection of structure and co-adaptation which most justly excites our admiration.

Darwin In Conflict With Genesis

Genesis 1:11-12 Then God said, "Let the earth sprout vegetation, plants yielding seed, and fruit trees on earth bearing fruit after their kind...The earth brought forth vegetation, plants yielding after their kind, and trees bearing fruit with seed in them, after their kind..."

Genesis 1:21 God created the great sea monsters and every living creature that moves, with which the waters swarmed after their kind, and every winged bird after its kind; and God saw that it was good.

Genesis 1:24 God said, "Let the earth bring forth living creatures after their kind: cattle and creeping things and beasts of the earth after their kind"; and it was so. God made the beasts of the earth after their kind, and the cattle after their kind, and everything that creeps on the ground after its kind..."

Exegetical Evidence For Categories of Design

wnoym315

Third Person
Masculine Singular
Pronominal Suffix
(its)

Preposition: "To"
"According to" "after"
indicates technical
enumeration.

1. Singular ending strongly suggests that each usage of this word has its own group to which it belongs by order of the Creator.
2. Leviticus 11:14 "The falcon after its kind" Leviticus 11:16 "The hawk after its kind" refer to divisions within Falconiformes (Order), yet both have subdivisions called nym3 (Genus)
3. Grasses (Angiosperms) in Genesis 1 indicate distinction in Order.

Taxonomy

	<u>Mankind</u>	
> Kingdom	Animalia	Big Idea: Darwinian Evolution and the Biblical account are irreconcilable with one another!
> Phylum	(plants only)	
> Class	Mammalia	
> <u>Order</u>	Primates	
> Family	Hominidae	
> Genus	Homo	
> <u>Species</u>	Sapiens	

1. Bible is right

2. Darwin is right

3. Neither is right

nym3 = Seems to refer from order down to species in the Bible. It certainly limits the possibility of "cross Kingdom" common ancestry to living things as Darwin maintains.


Definitions and Terms

- > **genes** Specific segments of DNA that control cell structure and function; the functional units of inheritance. Sequence of DNA bases usually code for a polypeptide sequence of amino acids.
- > **genotype** The genetic makeup of an organism with regard to an observed trait.
- > **phenotype** The observed properties or outward appearance of a trait. The physical expression of the **alleles** possessed by an organism.
- > **natural selection** Random genetic mutations change the genotype of an organism. Better adapted individuals are more likely to survive to reproductive age and thus leave more offspring.
- > **gradualism** Incremental changes due to natural selection in the genotypes of species that allow them to change gradually over time.

Definitions and Terms

Macro Evolution: Evolution that proceeds from "matter to man."
This type of evolution maintains that all life evolved from single celled organisms and evolved across all taxonomy groups to form all life we see today.

Micro Evolution: Changes and variation within a given species or genus. This type of variation explains why we can have many different kinds of dogs while denying the possibility of a dog evolving into other species like an elephant.

<u>Macro Evolution</u>	<u>Micro Evolution</u>
All Living Things	← Birds →
	← Dogs →
	← Fish →

The Scientific Problems With Macro Evolution

1. **Law of Biogenesis:** All life comes from life. Naturalistic evolution maintains that the original single celled organism came about by "chance" in the primordial soup 3.5 billion years ago.
2. **Complexity of Cambrian Fossils:** More than 5,000 species that are very complex are found within the Cambrian strata. Many of these species have good nervous systems, intestines, complex circulation systems, stomachs, eyes etc. Where are the ancestors with the above systems partially-formed?
3. **Fossil Record Problems:** Transitional forms that are needed to prove macroevolution are non-existent.
4. **Irreducible Complexity:** The complexity of organisms on the cellular level is such that the systems must exist fully formed or would cease to function at all.

Lack of Fossil Evidence

"The extreme rarity of transitional forms in the fossil record persists as the trade secret of paleontology. The evolutionary trees that adorn our textbooks have data only at the tips and nodes of their branches; the rest is inference, however reasonable, not the evidence of fossils" (Gould, *Evolution's Erratic Pace*, 14).

- 1912- Piltdown Man: Fragments of a skull and jawbone found in Sussex England.
- Exposed as a hoax in 1953 consisting of lower jawbone of and orangutang and the skull of a modern man.
- Used as evidence in Scopes Monkey Trial in 1925!

Lack of Fossil Evidence

- Java Man: Discovered by Dutch scientist Eugene Dubois on an Indonesian island in 1891.
- Regarded by evolutionists as a link between apes and humans.
- All that was actually found was a skullcap, a femur, three teeth and a big imagination!
- Femur was later found not to belong with the skullcap.
- Sir Arthur Keith, a Cambridge University anatomist, declared the skullcap to fall well within the range of modern day humans. A 342 page report from prominent evolutionists also demolished any possibility of Java Man being a transitional form.
- Time Magazine still listed Java Man as an ancestor to humans as recently as 1994!

Lack of Fossil Evidence

- Nebraska Man: Discovered by Harold Cook (rancher/geologist) in 1917.
- Illustrations were made in 1922 by Henry Fairfield Osborn who taught at Columbia University.
- Osborn was a Eugenicist who wrote a racist book: *Man Rises to Parnassus*.
- Used as evidence in Scopes Monkey Trial in 1925!
- Proven to be a false reconstruction from one tooth that was proven later to have come from and extinct pig!

Lack of Fossil Evidence

- Lucy: French geologist Maurice Taieb discovered Lucy in Ethiopia in 1974.
- Scientists have declared it to be a missing link primarily because it is a bipedal.
- Problem: Lucy's hip is not consistent with a bipedal hip.
- Problem: Video exists of workers sawing Lucy's hip and gluing pieces on to appear human!
- Still cited by evolutionists as a missing link.



Lack of Fossil Evidence

- *Australopithecus ramidus* generated much interest in the scientific media in 1994. The authors boldly claimed,
- *'The fossils already available indicate that a long-sought link in the evolutionary chain of species between humans and their African ape ancestors occupied the Horn of Africa during the early Pliocene.'*
- Fossils were collected from the surface at 17 different positions spread over 1.55 km and probably represent 17 separate individuals. The holotype (ARA- VP-6/1) is based solely on eight teeth, most of which were damaged. Other material discussed as representing *A. ramidus* included parts of the base of a skull (ARA- VP-1/500) found 550m away, and fragmented arm bones (ARA- VP-7/2) found 270 m away. The larger pieces of bone exhibited carnivore teeth marks. Eleven of the fossils were comprised of a single tooth, a piece of tooth or, in one case a piece of bone. The paucity of material is illustrated in the detailed treatment given a single deciduous (temporary) molar tooth found 1.55 km from the location of the holotype.⁹ In appearance and measurements this tooth looks identical to a chimpanzee tooth.

Irreducible Complexity

"It was once expected that the basis of life would be exceedingly simple. That expectation has been smashed. Vision, motion, and other biological functions have proven to be no less sophisticated than television cameras and automobiles...there are compelling reasons- based on the structure of the systems themselves- to think that a Darwinian explanation for the mechanisms of life will forever prove elusive" (Behe, *Darwin's Black Box*, 10).

Mouse Trap Analogy:

- | | |
|-----------------|--|
| 1. Wood | Any component missing renders the mouse trap inoperable. |
| 2. Holding Bar | |
| 3. Spring | |
| 4. Smashing Bar | |



The Perfection of Blood Clotting

- "...blood clotting is a very complex, intricately woven system consisting of a score of interdependent protein parts. The absence of, or significant defects in, any one of a number of the components causes the system to fail: blood does not clot at the proper time or at the proper place" (Behe, 78).

The Perfection of Blood Clotting

Fibrinogen: Potential clot material made of 6 protein chains.

Thrombin: During an injury, thrombin slices up pieces of fibrinogen. (Like a saw) → **Accelerin** ←

Prothrombin: Inactive form of thrombin- so all blood doesn't clot.

Fibrin: This trimmed protein (from thrombin cutting fibrinogen) forms a "mesh" for an initial clot.

Stuart Factor: A protein that cleaves prothrombin into thrombin. (Problem: Stuart Factor is also inactive and slow)

A cut occurs: **Hageman Factor** sticks to surface of cells of wound.

HMK activates **Hageman Factor** to its active form. Tissue Factor

Hageman Factor converts **Prekallikrein** to active **Kallikrein**. ↑

Kallikrein helps **HMK** speed up more **Hageman Factor**.

Hageman + HMK activate **PTA** which activates **Convertin**.

Convertin activates **Christmas Factor** –activates **Stuart Factor**.

The Perfection of Blood Clotting

- > How does blood clotting stop?
- **Antithrombin** binds to active forms of blood clotting proteins when coming into contact with **Herapin** which activates **Antithrombin**. Undamaged cells
- **Thrombomodulin** lines the surfaces of the cells on the inside of blood vessels. It binds **Thrombin** making it less able to cut **Fibrinogen** and increases activation of **protein C** which destroys **Accelerin** and **Antihemophilic factor** (which helps activate **Christmas factor** to convert **Stuart factor** to its active form).
- **Hemophilia** arises from the deficiency of **Antihemophilic factor**.
- Lack of **Christmas factor** is the second most common reason for Hemophilia.

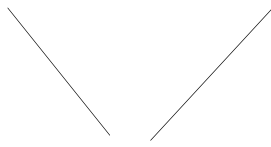
Moral Quandary

- If all people groups evolved from a common single celled ancestor, which group evolved the furthest?

DILEMMA

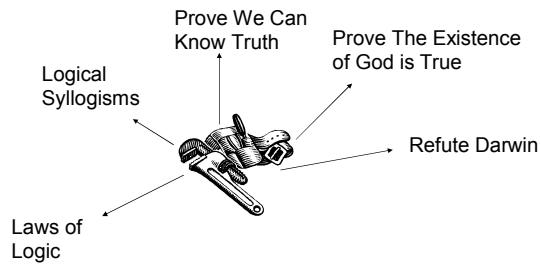
Evolution isn't true!

Some people groups are inferior.

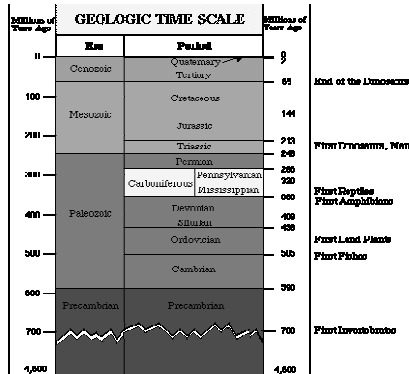


- Can it be possible that all people evolved equally?
- Berlin Olympics 1936: Adolf Hitler is angered because Jessie Owens beats the supposedly superior Aryan race.

Your Tool Belt Thus Far



Cambrian Explosion



Refuting Those Attempting To Refute Irreducible Complexity

- http://www.evolutionnews.org/2008/12/how_kenneth_miller_used_smokea.html
